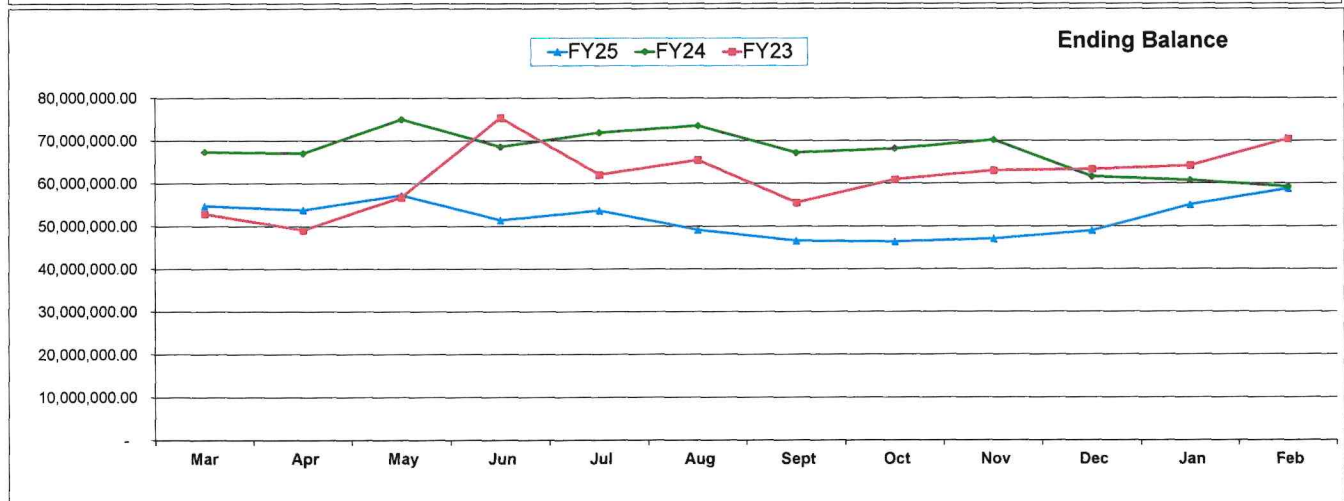
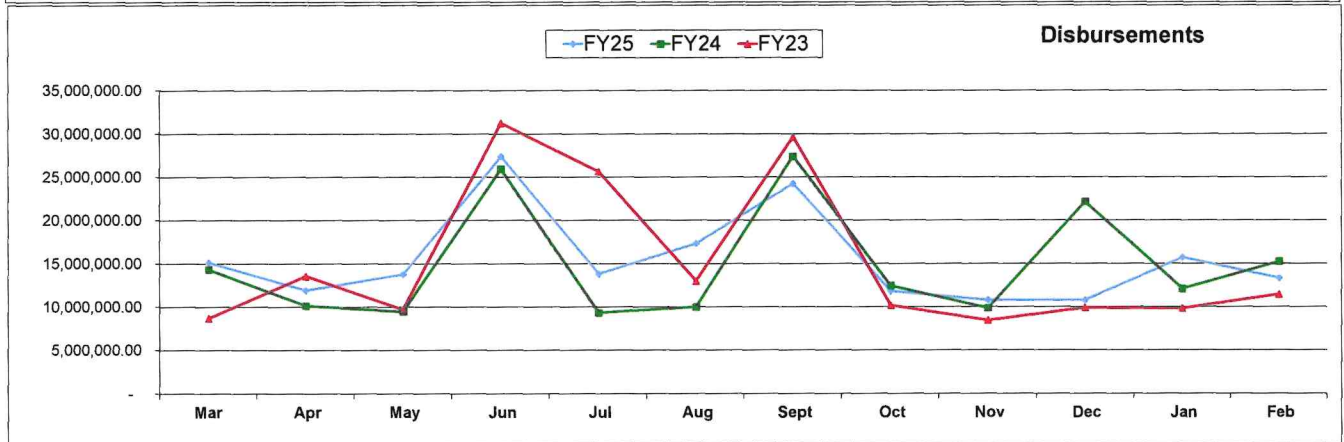
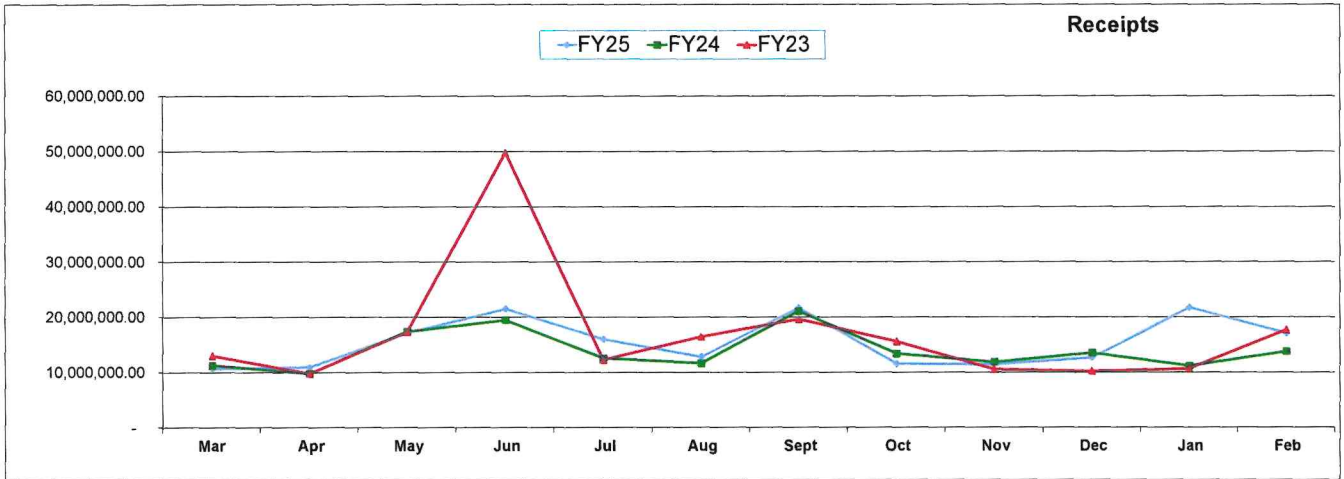


CORPORATE FUND- Monthly Cash Report

| Activity by Month | Beginning Balance | Receipts | Disbursements | Ending Balance |
|-------------------|-------------------|------------|---------------|----------------|
| September-25 | 62,519,738 | 23,182,119 | 26,191,018 | 59,510,839 |
| September-24 | 49,139,201 | 21,668,700 | 24,211,252 | 46,596,649 |
| September-23 | 73,498,760 | 21,105,715 | 27,394,493 | 67,209,982 |

| Activity by Fiscal Year | Beginning Balance | Receipts | Disbursements | Ending Balance |
|-------------------------|-------------------|--------------------|--------------------|-------------------|
| FY25 | 59,224,469 | 185,279,164 | 185,735,389 | 58,768,244 |
| FY24 | 70,432,274 | 167,066,743 | 178,274,548 | 59,224,469 |
| FY23 | 48,558,030 | 203,136,606 | 181,262,362 | 70,432,274 |



ARPA-SLFRF FUNDS- Monthly Cash Report

| Activity by Month | Beginning Balance | Receipts | Disbursements | Ending Balance |
|-------------------|-------------------|----------|---------------|----------------|
| September-25 | 7,568,506 | - | - | 7,568,506 |
| September-24 | 12,605,168 | - | 55,727 | 12,549,442 |
| September-23 | 19,473,945 | - | 1,153,117 | 18,320,828 |

| Activity by Fiscal Year | Beginning Balance | Receipts | Disbursements | Ending Balance |
|-------------------------|-------------------|------------|---------------|----------------|
| FY25 | 14,648,597 | 64,028 | 4,255,310 | 10,457,314 |
| FY24 | 22,151,813 | 105,265 | 7,608,481 | 14,648,597 |
| FY23 | 14,587,007 | 17,317,007 | 9,752,201 | 22,151,813 |

